

functionality • energy efficiency • intelligence



## Helvar Lighting Sensors

freedom in lighting

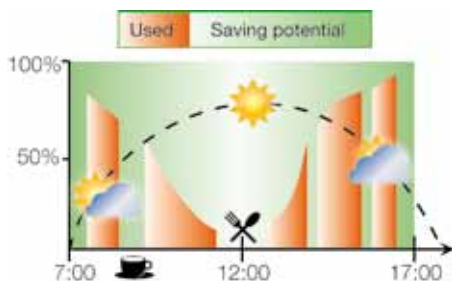
# Sensors



## Why use luminaire integrated sensors

The growing demand on energy efficiency in lighting is also leading to a rapid increase in the use of sensors in luminaires. To support this, Helvar has released two new sensor ranges to complement our luminaire based sensor offering.

By using sensors you not only create optimal lighting when and where needed but also increase user comfort and safety. By optimising lighting significant energy savings are also achieved. The basic functions behind lighting optimisation with use of sensors are; Constant light functionality and Presence / Absence Detection. Combination of both functions with use of our latest electronic ballasts will give you up to 80 % energy savings.



*Helvar sensors together with ballasts/  
drivers offer significant energy savings.*



### iDim Sense



- PIR, Constant Light and Infrared control
- Easy to select application modes
- Clip-on fascia in different colours
- Clip-on PIR Restrictor
- Mode selector with LED feedback



### MIMO3



- Very small profile
- Easy installation – simply clips to T5 or T8 tube
- Supply voltage derived from the ballast
- Compatible with all Helvar 1-10V ballasts and drivers



### Minisensor3



- PIR, Constant Light and Infrared control
- 2 channel control
- Powered by an iDim Solo
- Compatible only with Helvar EL-iDim ballasts and drivers



### MIMO2



- Flush mounting with the luminaire casing
- Simple setting of the constant light level
- Supply voltage derived from the ballast
- Compatible with all Helvar EL-sc ballasts and drivers



### µDim sensors



- Microwave & PIR versions
- Small sensor head
- Slimline power supply
- Relay output for 230 V switching (500 W max)
- Programmable using optional IR handset
- Time delay function



### Digidim 312



- Ceiling mount
- PIR, Constant Light and Infrared control
- Switch-Control input



## Constant Light

By measuring light levels, luminaires can be dimmed to reduce energy usage when daylight is present, giving a constant level of illumination. This is often referred to as Daylight Harvesting. Helvar's dimming sensors provides this method of control.



## Motion Detection

Motion detection maximises energy efficiency by ensuring that the lighting is on only when required. This can be used in most areas, and is particularly useful in unmanned areas such as plant rooms and storerooms, where they could be unoccupied for long time periods. Other areas such as corridors, lift lobbies and stairwells, where a traditional switch would normally be on throughout the day regardless of the area's occupancy, can also benefit.













## Bright Out

Helvar's switching sensors only turn on when light level is insufficient and motion has been detected. Energy savings are possible, without the need for dimming.

# Sensor selection guide

Helvar offer a range of sensors, for luminaire mounting or standalone use. The sensors provide additional energy savings to Helvar electronic controllable ballasts and LED drivers, as well as automatic lighting control.

	Mounting				Features							
	Chassis	Lamp (T5/T8)	Internal	Ceiling Mount	Motion Detector	Constant Light	Bright Out	IR Receiver	Prog' via IR	Dimming	Relay Output (switched)	
 iDim Sense 316	●	-	-	-	●	●	-	●	● <sup>1</sup>	●	-	
 Minisensor3	●	-	-	-	●	●	-	●	●	●	-	
 MIMO2	●	-	-	-	-	●	-	-	-	●	-	
 MIMO3	●	●	-	-	-	●	-	-	-	●	-	
 µDim SL-PIR-SW	●	-	-	-	●	-	●	●	●	-	●	
 µDim SL-PIR-AN	●	-	-	-	●	●	-	●	●	●	●	
 µDim SL-MW-SW	●	-	● <sup>2</sup>	-	●	-	●	●	●	-	●	
 µDim SL-MW-AN	●	-	● <sup>2</sup>	-	●	●	-	●	●	●	●	
 µDim SL-MW-DA	●	-	● <sup>2</sup>	-	●	●	-	●	●	●	●	
 DIGIDIM 312	-	-	-	●	●	●	-	●	●	●	-	

note 1 programming with iDim Studio software

note 2 ideal for IP rated luminaires



Due to our continuing program of product development, data is subject to change without notice.